








Reception – Medium Term Plan

Autumn 1: All About Me							
	Week 1	Week 2	Week 3	Week 4	Week 5	Week 6	Week 7
							
Personal, Social and Emotional Development (PSED)	Discuss and celebrate same and different Try new activities Understand that rules are important to keep us safe	Take turns with support Try new activities All emotions are ok- even unpleasant ones	Link emotions with feelings inside my body  Understand that rules are important to keep us safe	I can perform an act of kindness  I can follow simple instruction as part of a group	I am beginning to use taught strategies to manage my feelings	Understand, celebrate and discuss similarities and differences  I can perform an act of kindness towards others	Name at least 5 different emotions Introduce zones of regulation / different levels of energy
	I can put on and fasten my coat independently I can fasten my own shoes independently I can dress and undress myself with little adult support Take turns with support from an adult						
Physical Development (PD)		Introduction to PE: Unit 2 Lesson 1 - Theme: people who help us  - Change direction to avoid others - Look for space away from others	Introduction to PE: Unit 2 Lesson 2 - Theme: friends and family  - Stop in a balanced position on their feet - Take small steps to help to stop	Introduction to PE: Unit 2 Lesson 3 - Theme: houses and homes  - Keep the ball close to you. - Put the ball down and rest your foot on top of it.	Introduction to PE: Unit 2 Lesson 4 - morning time  - Look in the direction that you are travelling in. - Take turns with your team.	Introduction to PE: Unit 2 Lesson 5 - at the shops  - Listen carefully to the rules and instructions. - Look for others and change direction to avoid bumping into them.	Introduction to PE: Unit 2 Lesson 6 - Theme: dinner time  - If your partner is looking at you, you can send them the ball. - Share equipment with them.

							your partner and take turns.
	I can use a knife and fork to eat lunch I can hold a pencil correctly using a tripod grip I can cut in straight lines using scissors I can build creations using large construction e.g. duplo, mega blocks I can form letters in my name correctly						
Communication and Language	I can use some social phrases	I can respond to a why question	I am beginning to use connectives to join one idea or action to another	I can respond to 2 part question	Begin to re-tell familiar stories	I can ask a question when I do not understand or want to find out more	I am beginning to talk in well formed sentences
	I can use new vocabulary throughout the day I am beginning to talk in well-formed sentences I am beginning to use connectives to connect one idea or action to another						
Literacy	Writing: Children will focus on name writing, forming all of the letters in their name correctly.	Writing: Children will continue to write their names. In addition, they will begin to write graphemes to represent other phonemes e.g. 'm' for mum or 'd' for dad.	Writing: Children will be holding a pencil correctly and will be forming most letters in their name successfully. They will begin to write cvc words like 'mum' and 'dad'.	Writing: Children will be able to write their name with accuracy. They will be able to write cvc words with some support	Writing: Children will be able to write their name with accuracy. They will be able to write cvc words with little support	Writing: Children will be able to write a cvc word independently. Segmenting the word before writing it.	Writing: Children will be able to write a cvc word independently. Segmenting the word before writing it.
Maths	Opportunities for settling in, introducing the areas of provision and getting to know the children. Key times of the day, class routines. Exploring the continuous provision inside and out. Where do things belong? Positional language.		Matching objects with similar characteristics.	Sorting and comparing amounts	Making simple patterns	Compare size, mass and capacity	Representing, comparing and composing 1,2 and 3
Understanding the World	Children identify their family in photographs, drawing on similarities and	Children will see pictures of family from the past and discuss	Children will be introduced to the different occupations such	Children will observe pictures from when they were younger	Children will listen to stories about astronauts that have travel	Children will discuss birthdays and how they are an annual event	Children will explore 'Halloween' activities. They

	making comparisons between other families.	similarities and differences. - Parents and Grandparents invited in to school, sharing events and customs.	as 'hairdressers' in areas such as role play and small world.	and comment on the similarities and differences.	to space, including the first trip to the moon in 1969.	that is only celebrated once every year.	will begin to understand that life in this country and life and celebrations in other countries is sometimes different.
Expressive Arts and Design	Children will be taught how to change the tone of a colour. Children will add small amounts of brown to white to create the desired skin tone. Children will paint a self-portrait, using smaller brushes to add details.	Children will begin to explore how to use junk modelling, attaching two 3D objects in a variety of different ways when making a model house.  Children will draw and paint their family	Children will use different craft materials to create a 'funky' hairstyle.	Children will use art straws or rolled paper to create a toy kite.	Children will use different collage materials, attaching them to paper to make a model rocket.	I can develop simple patterns by printing with objects using range of materials.	Children will paint a rainbow. They will mix primary colours to make secondary colours.
Home Corner Theme	New Baby:	New Baby:	New Baby:	New Baby:	New Baby:	New Baby:	New Baby:
Rhyme of the Week	The Wheels on the Bus		Rain Rain GO Away		Row, Row, Row Your Boat		Jack and Jill
Trips/visitors/enrichments		Grandparents or parents invited into school to share stories of the past	Hair dresser visit to school				